



GE
Lighting



A++
energy class

100
lumens/watt

LED T5 Switch Batten

LBTE 8 NW 2ft SWITCH

93053140

Product information

GE LED T5 Batten designed to be a direct replacement for conventional battens, with energy savings. It offers multiple installation methods to ease your worries and bring the customer a brand new experience of soft lighting. The luminaire is fitted with an on/off switch for individual operation. The best choice for smooth linear lighting. We offer this range of 8 luminaires in 4 wattages.

Application areas



Industrial




Hospitality



Office



Retail



Product data

Mounting type	Surface mount
Dimensions	581.5 x 25.9 x 37.3mm
Energy efficiency class (EEC)	A++
IP Rating	20
Certifications	CE
Impact resistance	IK02
Weight [kg]	0,11
DIALux description	GE - LED T5 Switch Batten - 800lm - 8W - 4000K - 80CRI - 93053140[SKU] - Surface mount

Performance data

Ambient Temperature [°C]	-20 to +40
Rated efficacy [lm/W]	100
Current [A]	44 mA
Total system power	8
Nominal lumens [lm]	800
Rated life [h]	30000 & L70
Nominal correlated colour temperature (CCT) [K]	4000
Colour rendering index (CRI) [Ra]	80

Optical data

Nominal beam angle [°]	170
------------------------	-----

Electrical data

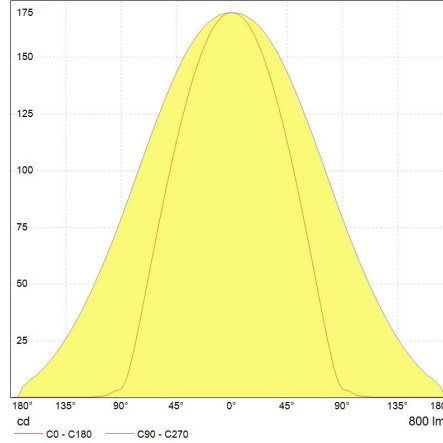
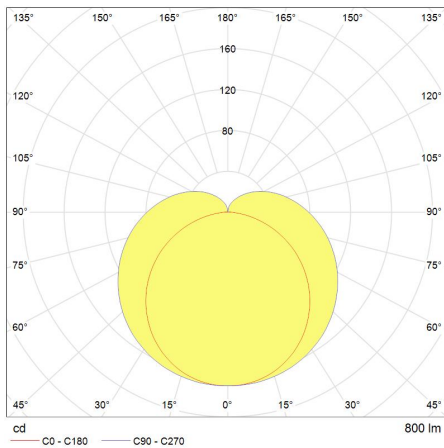
Nominal lamp power factor	0,9
Class	Class II
Controllability	Not dimmable electronic (Static)

Logistic data

Product status

Available

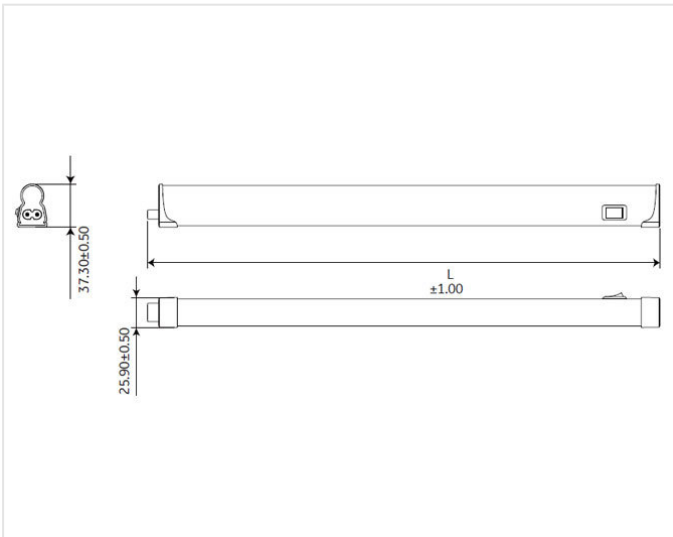
Photometric Data



Distance [m]	Cone diameter [m]	Illuminance [lx]
0.5	14.67 1.49	E(0°) 678 E(C90) 86.1° 0 E(C0) 56.2° 59
1.0	29.34 2.99	E(0°) 170 E(C90) 86.1° 0 E(C0) 56.2° 15
1.5	44.01 4.48	E(0°) 75 E(C90) 86.1° 0 E(C0) 56.2° 7
2.0	58.67 5.98	E(0°) 42 E(C90) 86.1° 0 E(C0) 56.2° 4
2.5	73.34 7.47	E(0°) 27 E(C90) 86.1° 0 E(C0) 56.2° 2
3.0	88.01 8.96	E(0°) 19 E(C90) 86.1° 0 E(C0) 56.2° 2

Distance [m] Cone diameter [m] Illuminance [lx]
C0 - C180 (Half-value angle: 112.4°)
C90 - C270 (Half-value angle: 172.2°)

Technical drawing



Downloads & Links

[Go to the catalog site \(HTTP\)](#)

[LED T5 Batten Range Datasheets \(HTTP\)](#)

[LED T5 Switch Batten Images \(HTTP\)](#)

[LED T5 Switch Batten Installation Guide \(PDF\)](#)

[Lighting design tools & calculators \(HTTP\)](#)

[Certificate for the Quality Management System of GE Lighting EMEA \(PDF\)](#)

[Certificate for the Environmental Management System of GE Lighting EMEA \(PDF\)](#)